









USB-C to jack 3.5mm AUDIO CABLE TLL311111

-  User manual
-  Manual de utilizzare
-  Manual del usuario
-  Manuel d'utilisation
-  Manuale d'uso
-  Benutzerhandbuch

A silhouette of a city skyline with various skyscrapers, positioned at the bottom of the page.

INTO YOUR FUTURE

Technical Specifications

Connector type: USB-C, Jack 3.5mm (male)

Features: Built-in DAC chip

Length: 1m

Material: Nylon

Compatible with: Car stereo, home stereo, speaker, headphones with AUX input jack

Color: Black

Product weight: 15g

Package includes:

1 x USB-C to 3.5mm jack audio cable,

1 x User manual

Instructions

- Connect the USB-C connector to your smartphone/device.
- Plug the cable from your smartphone/device into the AUX IN connector on the back of the speaker.
- Turn the speaker ON and set the audio source to "AUX".

Disposal and recycling information



The crossed-out wheeled-bin symbol on your product, battery, literature or packaging reminds

you that all electronic products and batteries must be taken to separate waste collection points at the end of their working lives; they must not be disposed of in the normal waste stream with household garbage.

It is the responsibility of the user to dispose of the equipment using a designated collection point or service for separate recycling of waste electrical and electronic equipment (WEEE) and batteries according to local laws.

Proper collection and recycling of your equipment helps ensure EEE waste is recycled in a manner that conserves valuable materials and protects human health and the environment, improper handling, accidental breakage, damage, and/or improper recycling at the end of its life may be harmful for health and environment.